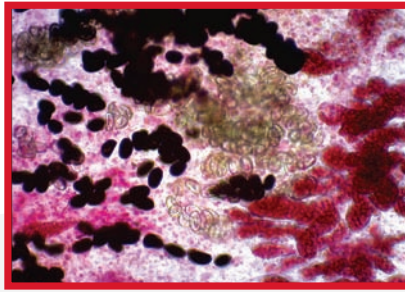



Intuitive
Applied Vision™ 4
Software included
with digital
models



Sheep liver cells
captured with AV4 software



Mouth parts of Cockroach
captured with AV4 software



7200UM Video Flex® connected
to T-19021C for digital solution



T-19641C connected directly
to laptop for digital solution

Applied Vision™ 4 (AV4) Software

Interactive Whiteboard
(IWB) compliant

Cross-platform support for
(Windows, Mac & Linux)

Multiple camera support

Full-screen viewing

Video recording

Still image capture

Image editing & analysis

Time lapse recording

Video rotation

Digital zoom

3-D rendering

Measurement



Comprehensive Scopes 2



www.ken-a-vision.com

For over 60 years, Ken-A-Vision has created
innovative and award-winning products.

Global Headquarters

Ken-A-Vision Mfg. Co., Inc.
5615 Raytown Road
Kansas City, MO 64133, USA
Tel: +1-816-353-4787
Fax: +1-816-358-5072
solutions@ken-a-vision.com

International Office

Ken-A-Vision International GmbH
Alte Bohle 33
D-50321 Brühl, Germany
Tel: +49-2232-28197
Fax: +49-2232-200897
intl@ken-a-vision.com



Ken-A-Vision is certified to ISO 9001:2000.

All specifications are subject to change without notice.

© 2009, Ken-A-Vision Mfg. Co., Inc. products are covered by domestic and international patent(s), patents pending, trademarks and copyrights.
(BRO-T19001C)

Comprehensive Scopes 2

Ken-A-Vision® introduces the new Comprehensive Scope 2 line –
Modern, unique, practical and reliable.

We worked with science educators in designing and developing this line of microscopes that not only provides superior image quality, but offers you features like the flip-up handle for easy carrying and ergonomic focus knobs for comfort. Go cordless or corded, and when you're done with the power cord, put it in the handy storage compartment so you don't lose it.

We offer 5 optional heads, 2 stages, and with the 4-hole reversed nosepiece, the option of adding a 100x objective lens. So you could start with a basic base model with a monocular head and standard stage and later upgrade it with a Seidentöpf binocular digital head and a mechanical stage. Whatever your need or budget, we'll provide you the right solution.

Features

Digital models: T-19541C and T-19641C include Applied Vision™ 4 Software

Optimized total cost of ownership

Rechargeable NiMH batteries

5 optional modular heads

Protective surface guards

10x wide field eyepiece(s)

Ken-A-Vision cool lighting

Achromatic objectives

Light dimmer (rheostat)

Power cord / charger storage compartment

Anti-slip focus knobs

Red Flip-up handle

Assembled in USA

10 year warranty



T-19011C



T-19011C



T-19021C



T-19031C



T-19541C



T-19641C

Special Integrated Features

Storage compartment for the power cord/charger




5 optional heads



Ergonomically positioned anti-slip focus knobs



USB connection in head for digital models



Sturdy flip-up handle for easy carrying

Built for your interactive classroom.



ken-a-vision®
 KNOWLEDGE THROUGH VISION

www.ken-a-vision.com